


**ADRIA** 60 1965-2025

ASTELLA NEW Beyond comparison.





**ASTELLA REDEFINES LEISURE TRAVEL AND MOBILE LIVING, WITH AWARD-WINNING AVANT-GARDE DESIGN MAKING EVERY JOURNEY EXTRAORDINARY. ASTELLA DOESN'T FOLLOW TRENDS IT SETS THEM. MUCH MORE THAN A LUXURY CARAVAN, IT'S A LEISURE VEHICLE WHICH STANDS ALONE, BEYOND COMPARISON.**

ASTELLA <sup>NEW</sup> is redefined to elevate the luxury experience, with elegant new design and more assured performance. Available in a choice of layouts, sleeping up-to 6 people.



ASTELLA <sup>NEW</sup>

## DEFYING CONVENTION.

ASTELLA BREAKS ALL THE RULES, WITH AN INNOVATIVE SPIRIT, A PURITY OF DESIGN AND PURPOSE, FOR THOSE WHO SEEK A MORE EXCEPTIONAL EXPERIENCE. THE FUTURE OF LUXURY CARAVANNING IS HERE.



## PURE DESIGN CLEAN LINES.

A purity of shape, smooth lines and voluminous internal spaces.



## INSPIRED EXPERIENCE ELEGANTLY ORGANISED.

Inspired living with generous spaces  
and elegant organisation.




## CONNECTED LIVING YOUR NATURAL HABITAT.

Two sets of panoramic doors for indoor-outdoor living in nature.



## **DISTINCTIVE SHAPE SHAPED BY THE WIND.**

Capsule shape profile with proven aerodynamics to smooth airflow.



## DESIGNED FOR LIVING

EVERY LINE, EVERY SPACE AND  
DETAIL IS DESIGNED TO ELEVATE  
THE EXPERIENCE. COZY AND  
COMFORTABLE, A SANCTUARY  
TO LIFT YOUR SPIRITS.







DESIGNED FOR LIVING

**ADRIA**



### **Living Room.**

A comfortable place to relax, socialise and connect with the outdoors through the extra-large double panoramic doors. Ultra-comfortable sofas, which become an extra bed for 2 persons.

Luxurious ambient through illumination and with smart details like wireless charging surface, TV point and Bluetooth® sound system.

**Kitchen.**

Luxury kitchen, with quality appliances, Kerrock® worktop and large drawers with central locking and integrated wastebin. Thetford® stove stop with 2 gas burners, induction hob and extractor fan; Large Dometic® double-hinged compressor fridge. Oven (option) available. Astella 904 HP and HP Comfort models feature real wood worktop, and kitchen table set (option).





**Bedroom.**

Private luxury bedroom with panoramic door for natural light and indoor-outdoor living. Double bed built for comfort, premium luxury mattress with high-resistance foam with Tencel® material. Modern quilted headrest design with integrated storage and illumination. Bedside tables and useful storage. Astella 904 HP model features additional fold-away bed system.



**Bathroom.**

Hotel-style luxury bathroom with space to relax and a separate sliding door for en-suite set up. Features Kerrock® sink and counter-top, window for extra ventilation. Mirror, light and storage for personal items. Thetford® toilet and spacious shower featuring Alde® shower tower. In Astella 704 and 904 layouts shower is separate from the bathroom.





DESIGNED FOR LIVING

**ADRIA**



#### **Organisation.**

Luxury in the simplicity of well-organized spaces and innovative storage. Large cupboards and wardrobes (layout dependent).

#### **Entertainment.**

TV holder in the living room and wireless charging plates for your devices. Optional Sound System with Bluetooth® amplifier and sub-woofer, with speakers. Multiple USB ports and power sockets.

#### **Control.**


Easy to use digital controllers for main functions. Adria MACH Plus smart control mobile application to manage key vehicle functions from the convenience of your smart phone or tablet.

#### **Illumination.**

Create your ideal ambience with a mix of LED and spot lighting throughout.

## DESIGNED TO PERFORM

REAL-WORLD PERFORMANCE.  
EVERYTHING IS DESIGNED,  
DEVELOPED AND TESTED TO  
ENSURE YOUR SAFETY, COMFORT  
AND ENJOYMENT.



DESIGNED TO PERFORM

**ADRIA**



**Towing.** You can tow an Astella with the appropriate tow vehicle, like a regular caravan.



Designed with clean lines and wind-diffusers based on aerodynamic principles for improved air-flow and lower resistance when towing, for more efficiency.

## CONSTRUCTION

### BUILT TO ENJOY, BUILT TO LAST.



#### CHASSIS.

Reinforced AL-KO® chassis integrated into the body for torsional strength and towing performance, increasing MTPLM from 3,000kg to 3,500kg.

#### CLIMATE-CONTROL.

All-year-round use with Alde® liquid central heating and pre-installation for air-conditioning.

#### INSULATION.

Premium levels of insulation for all-year round use.

#### AIRFLOW.

Adria Air Flow System for internal air circulation for comfort and to prevent condensation.

#### UTILITIES.

Central services unit for hook-ups; Electronic grey water disposal.

#### DOORS.

Exclusive panoramic doors, double-glazed, special durable acrylic material, insulated and ventilated for no condensation. Double doors in living room and single with extra panel, in the bedroom. Featuring privacy curtains and integrated mosquito net.

#### WINDOWS.

Integrated side and panoramic windows for natural light, privacy and security.

#### More assured performance.

- 1 NEW FRONT WALL DESIGN WITH WIND-DIFFUSERS, METAL GRAB HANDLES AND EXTERIOR LOCKER.
- 2 NEW BODY CONSTRUCTION FEATURING GFK WALLS AND SYMALITE®
- 3 ADDED COMPOSITE SLATS ON THE PERIMETER FRAME, AROUND APERTURES AND IN THE FLOOR.
- 4 AL-KO CHASSIS AND REINFORCED FLOOR, WHICH FEATURES A POLYESTER LAYER FOR EXTRA PROTECTION.



Adria caravans feature unique **Complex body construction** which combines the torsional strength of wood, the durability of polyurethane and the moisture-stopping properties of polyester, giving reliable long-term durability. This robust body construction features GFK and integration using AL-KO chassis for safer handling and optimum weight management, which means long-term performance you can rely on. Individual model construction may vary, please ask your Adria dealer for details. Vehicles are tested in our in-house Monsoon Rain Test chamber for extra peace of mind and are backed by Adria 2-Year General Warranty and 10-Year Water Ingress Warranty.

**Tested to extremes.**

Astella is tested to extremes in our own Climatic Chamber, including 35 degrees heat differences in 4 hours, as humidity extremes. Also tested for water ingress in our Monsoon Test facility.



**LED Silhouette light.**

For an elevated outdoor living experience.



**Adria MACH.**

For an easier life, Adria MACH our smart control mobile application enables you to manage key vehicle functions from the convenience of your smart phone or tablet.

MACH PLUS for local control and monitoring of key functions plus access to interactive user manuals, mobile office and wi-fi hotspot features, including tyre pressure sensor for additional safety. See [www.adria-mobil.com](http://www.adria-mobil.com) for details.



ASTELLA<sup>NEW</sup>

## DESIGNED FOR YOU

YOUR STYLE, YOUR CHOICE.

MAKE YOUR ASTELLA TRULY YOURS  
WITH A CHOICE OF LAYOUTS,  
TEXTILES, SOFT-FURNISHINGS  
AND ACCESSORIES.



## YOUR ASTELLA

Choose the layout which best suits your needs.

ASTELLA<sup>NEW</sup>

704 HP



## LAYOUTS

ASTELLA<sup>NEW</sup>  
754 DP



ASTELLA<sup>NEW</sup>  
904 HP  
904 HP COMFORT



# 704 HP

Ideal layout for a couple with private rear bedroom and large living zone, both with panoramic doors for indoor-outdoor living. Designer kitchen and bathroom with separate shower. Sleeping for 2+2 people with easy set-up sofa bed.

## KEY FEATURES

- Two sets of exclusive design panoramic doors
- Exclusive design large kitchen
- Luxury private master bedroom suite
- Elegant luxury bathroom
- Alde® central heating



LAYOUTS



TECHNICAL SPECIFICATIONS

**9060/7610**

Total length with/  
without drawbar (mm)

**2510**

Total width (mm)

**2600**

Total height (mm)

**3384**

Mass in running order  
(MRO, kg)

**3500**

Maximum technically  
permissible laden  
mass (MTPLM, kg)

**4**

Nr. of berths



ASTELLA<sup>NEW</sup>

704 HP



DESIGNED FOR YOU



**ADRIA**



# 754 DP

Ideal layout for a couple with private rear bedroom and large living zone, both with panoramic doors for indoor-outdoor living. Designer kitchen, additional storage, and bathroom with shower. Sleeping for 2+2 people with easy set-up sofa bed.

## KEY FEATURES

- Two sets of exclusive design panoramic doors
- Exclusive design extra-large kitchen
- Luxury private master bedroom suite
- Elegant luxury bathroom with extra-large shower
- Alde® central heating





LAYOUTS



TECHNICAL SPECIFICATIONS

**9520/8100**

Total length with/  
without drawbar (mm)

**2510**

Total width (mm)

**2600**

Total height (mm)

**3379**

Mass in running order  
(MRO, kg)

**3500**

Maximum technically  
permissible laden  
mass (MTPLM, kg)

**4**

Nr. of berths



ASTELLA<sup>NEW</sup>

754 DP



DESIGNED FOR YOU

**ADRIA**



# 904 HP

Ideal layout for a couple with private rear bedroom and large living zone, both with panoramic doors for indoor-outdoor living. Designer kitchen, additional storage, and bathroom with shower. Sleeping for up-to 6 people with fold up bed system and easy set-up sofa bed.

## KEY FEATURES

- Two sets of exclusive design panoramic doors
- Exclusive design large kitchen
- Luxury private master bedroom suite
- Elegant luxury bathroom with separate shower
- Alde® central heating



LAYOUTS



TECHNICAL SPECIFICATIONS

**10980/9570**  
Total length with/  
without drawbar (mm)

**2510**  
Total width (mm)

**2600**  
Total height (mm)

**3345**  
Mass in running order  
(MRO, kg)

**3500**  
Maximum technically  
permissible laden  
mass (MTPLM, kg)

**6**  
Nr. of berths



# 904 HP COMFORT

Ideal layout for a family with private rear bedroom with panoramic door and large centrally located living zone, designer kitchen with dining area, and double panoramic door. Additional storage, and bathroom with separate shower. Sleeping for 4 people with easy set-up sofa bed.

## KEY FEATURES

- Two sets of exclusive design panoramic doors
- Exclusive design large kitchen
- Luxury private master bedroom suite
- Elegant luxury bathroom with separate shower
- Alde® central heating

## LAYOUTS



## TECHNICAL SPECIFICATIONS

**10980/9570**  
Total length with/  
without drawbar (mm)

**2510**  
Total width (mm)

**2600**  
Total height (mm)

**3345**  
Mass in running order  
(MRO, kg)

**3500**  
Maximum technically  
permissible laden  
mass (MTPLM, kg)

**4**  
Nr. of berths





DESIGNED FOR YOU

**ADRIA**

## TEXTILES AND SOFT-FURNISHINGS

Choose from a selection of textiles and cushion-sets to make it *your* home.

### TEXTILES



VITNESS



CALVIN



LEATHER HARRY

### CUSHIONS



GRACEFUL FROST



BEIGE EUPHONY



PASTEL BLOOMS

### BLANKET



100 % MERINO WOOL

[www.newastella.com](http://www.newastella.com)



 **ADRIA** 60 1965-2025

ADRIA MOBIL, d.o.o.  
Straška cesta 50  
8000 Novo mesto  
Slovenia  
Tel. +386(0)7 393 71 00  
Email: [info@adria-mobil.si](mailto:info@adria-mobil.si)  
Website: [www.adria-mobil.com](http://www.adria-mobil.com)

The purpose of the catalogue is illustrative. Pictures inside the catalogue may include some elements not belonging to standard equipment or portray products belonging to different markets. Products may change from technical or commercial points of view in respect of regulations. Please contact your selected Dealer to obtain detailed information before purchasing.

Some features may not be available on all models. Please check [www.newastella.com](http://www.newastella.com) for individual model specifications and technical details.

Published by: Adria Mobil, d.o.o.; Art Direction: PM2; Production: Enigma d.o.o.; Photography: Branko Čeak, Jože Maček, Jure Horvat, Styling: Nataša Mandelj Čeak; Cover photo: PM2; Lifestyle photos: Beppe Brancato; [themediumgray.com](http://themediumgray.com); Styling: PM2; Renders: Inpac d.o.o.; Copy: Neil Morley; Lithography: Tomo Per; Thanks to: Müller; Printed by: SIJ ZIP Center d.o.o.

Printed and published: August 2025